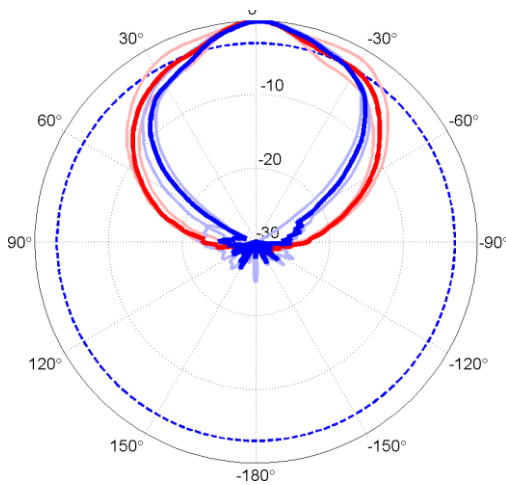


# Product Data Sheet

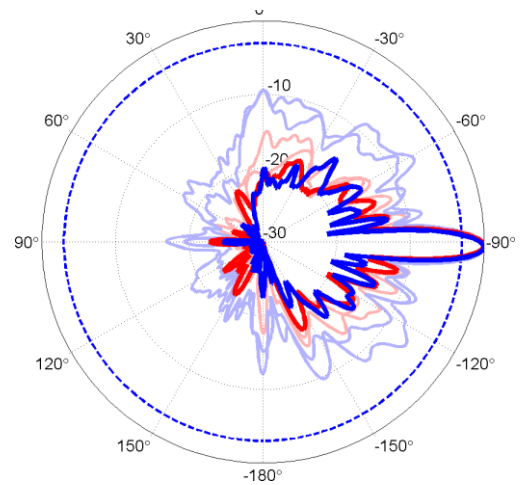
☎ 1-855-276-(KPPA) 5772 or 780-702-7577  
 📧 info@kpperformance.com  
 ✉ 9850 W 190th St, Suite F, Mokena, IL 60448



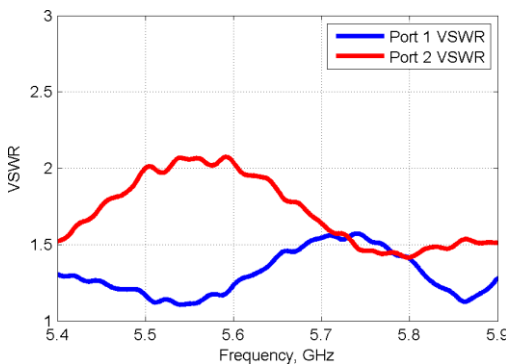
Part Number		KPPA-5GHZDP40S-17	
<b>Electrical</b>		Input power	30 W max per port
Frequency range	5400-5900 MHz	Impedance	50 Ω
Polarization	Vertical and Horizontal	Connector Type	Type N Female x 2
Gain	18.0 dBi		
Azimuth 3dB beamwidth	40 °	<b>Mechanical</b>	
Elevation 3dB beamwidth	6.6 °	Dimensions	17 x 7 x 3.5"
Electrical Downtilt	1.3 °	Weight	7 lb
VSWR	< 2:1	Mounting method	Carriage bolts
Return loss	> 10 dB	Mounting pole dia	1¼" – 3 ½"
F/B ratio	> 30 dB	Surface Finish	Matt powder coat
Cross-pol ratio	> 23 dB	<b>Environmental</b>	
V-H port isolation	28 dB	Temperature range	-40° to +60° C / +140° F
ABAB frequency re-use	-28 dB	Wind speed	160 km/h / 100 mph
ABABAB frequency re-use	-25 dB	UV protection	UV resistant powder coat
ABCABC frequency re-use	-29 dB	Ingress protection	IP55 rain resistant



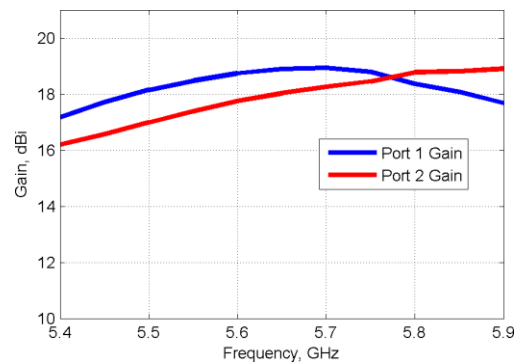
Azimuth patterns



Elevation patterns



VSWR



Gain

ANTENNAS ENGINEERED & MANUFACTURED TO EXCEED INDUSTRY STANDARDS