

# Product Data Sheet

## KP-5PDUIS5-2

### 4.9 GHz to 6.4 GHz, 2-Foot Parabolic Dish Antenna with Ubiquiti®: PS-5AC, IS-5AC, IS-M5 Quick-Connect Adapter

- Simplified installation with patented quick-connect waveguide technology and weatherproofed, cable-less, push-in adapter designed specifically for the Ubiquiti®: PrismStation™ 5AC, IsoStation™ 5AC, IsoStation™ M5
- High performance front to back and side lobes suppression exceeding ETSI 302 217 Class I, eliminating interference
- Heavy-duty bracket with fine elevation and azimuth adjustment
- Adjustable Horizontal and Vertical or  $\pm 45$  Slant polarization using no tools
- Snap-on radome sold separately (KP-5PDR-2)

### Electrical Specification

Frequency Band	MHz	4900-5400	5400-5900	5900-6400
Gain	dBi	27.5 $\pm$ 0.5	28.7 $\pm$ 0.5	29.5 $\pm$ 0.5
Polarization		H/V or $\pm 45$ Slant		
Horizontal HPBW	Degree	5.2 $\pm$ 0.4	4.7 $\pm$ 0.2	4.4 $\pm$ 0.2
Vertical HPBW	Degree	5.3 $\pm$ 0.3	4.7 $\pm$ 0.2	4.3 $\pm$ 0.2
Electrical Compliance		ETSI 302 217 Class I		
Front-to-Back Ratio @ 180° $\pm$ 30°	dB	40	40	40
Cross-polarization Ratio over HPBW	dB	30	32	28
VSWR		1.5 typ   1.7 max	1.3 typ   1.5 max	1.3 typ   1.8 max
Return Loss	dB	14 typ   12 max	18 typ   14 max	18 typ   11 max
Port-to-Port Isolation	dB	30	30	23
Max. Input Power per Port	W		50	
Impedance	Ohms		50	

### Mechanical Specifications

Diameter, nominal	25"
Antenna Input	Ubiquiti®: PS-5AC, IS-5AC, IS-M5 Quick-Connect Adapter
Radome Color	Grey
Dish Main Reflector Color	Grey
Radio Adapter Color	Grey
Radome Material	UV resistant ABS
Wind Load, Axial	988 N   222 lbf (w/o radome) / 543 N   122 lbf (w/ radome)
Wind Velocity, Operational	145 km/h   90 mph
Wind Velocity, Survival	201 km/h   125 mph
Temperature Range	-40° to +60° C   -40° to +140° F

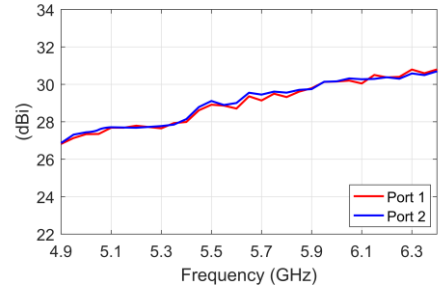
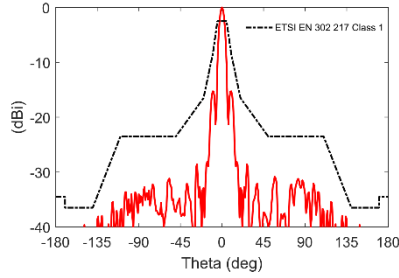
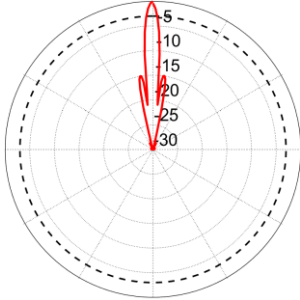
### Bracket Specifications

Fine Azimuth Adjustment	$\pm 20^\circ$
Fine Elevation Adjustment	$\pm 22^\circ$
Mounting Type	Pipe Mount
Net Weight	8 kg   17 lb
Mounting pole diameter	19 mm – 114 mm   0.75 in – 4.5 in
Antenna-to-Pipe Distance	172 mm   6.8 in

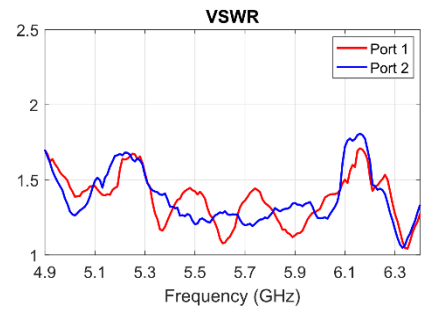
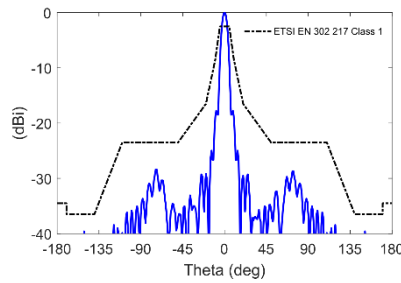
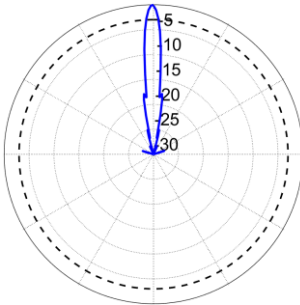
# Product Data Sheet

## Graphical Data

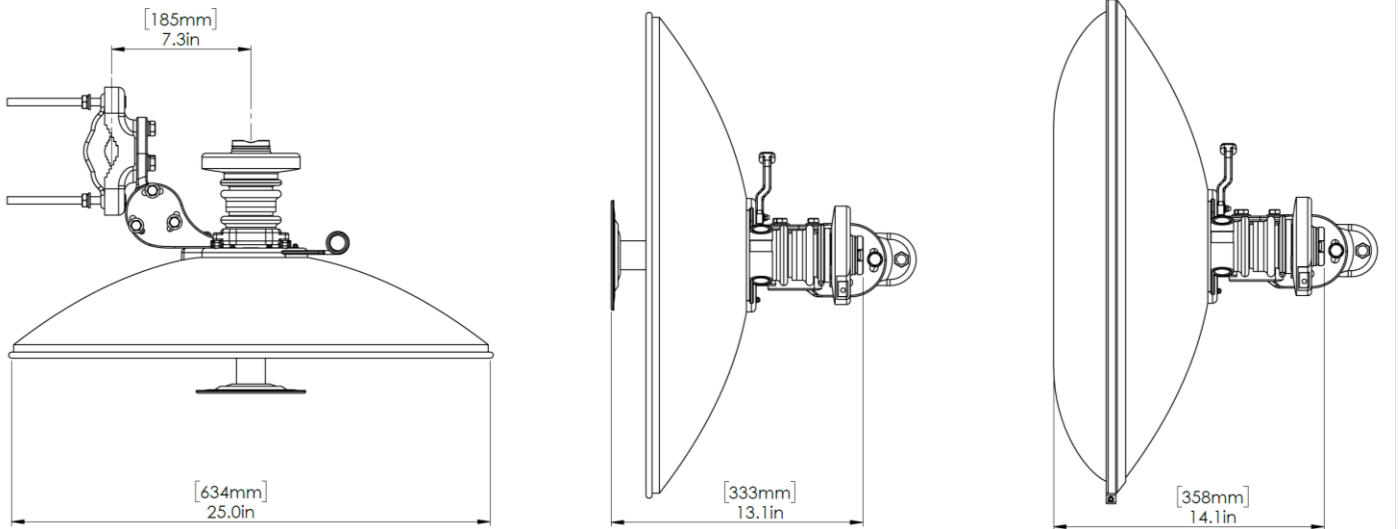
Azimuth Patterns



Elevation Patterns



## Mechanical Drawings



## Appendix

HPBW: Average and variation of the antenna's 3dB beamwidth (half power beamwidth) in its horizontal (Azimuth) or vertical (Elevation) pattern.

Gain: Antenna's average gain and variation in each frequency band.

Front to Back Ratio @ 180°±30°: Difference between the antenna's maximum forward gain and the maximum gain in the antenna's back lobe over ±30° angles.

Cross-polarization Ratio over HPBW (dB): Maximum difference between the co-polarization and cross-polarization gain across the sector's HPBW.

Wind load, Axial: Force applied to the face of the antenna due to wind at the specified operational wind speed.